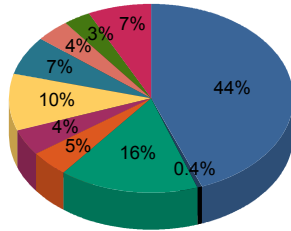
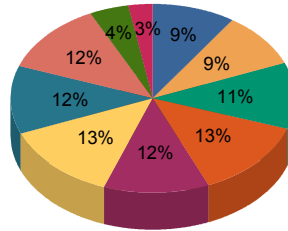


2008 Nutrition Education Guidelines

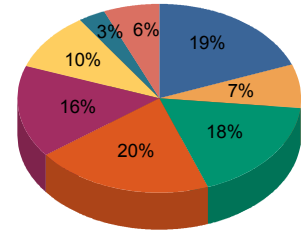
Percent of Sponsors by Level of Achievement



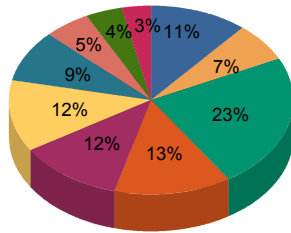
After School Programs - NE



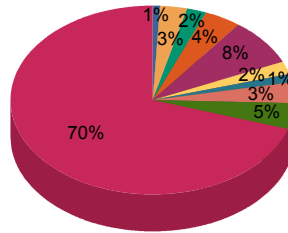
Cafeteria



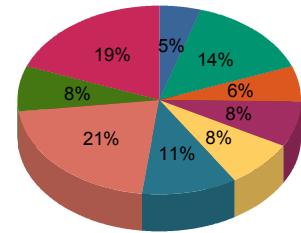
Events During the School Day



Family & Community -NE



General Guidelines & Classroom



Staff Wellness



Number of Sponsors by Level of Achievement

After School Programs - NE

< Basic	Basic -	Basic	Basic +	Advanced-	Advanced	Advanced+	Exemplary-	Exemplary	Exemplary +
104	1	37	11	10	23	16	9	7	17

Cafeteria

< Basic	Basic -	Basic	Basic +	Advanced-	Advanced	Advanced+	Exemplary-	Exemplary	Exemplary +
40	40	48	57	50	57	49	52	19	12

Events During the School Day

< Basic	Basic -	Basic	Basic +	Advanced-	Advanced	Advanced+	Exemplary-	Exemplary	Exemplary +
68	26	63	72	56	36	10	23	0	0

Family & Community -NE

< Basic	Basic -	Basic	Basic +	Advanced-	Advanced	Advanced+	Exemplary-	Exemplary	Exemplary +
47	28	96	56	51	51	37	22	18	14

General Guidelines & Classroom

< Basic	Basic -	Basic	Basic +	Advanced-	Advanced	Advanced+	Exemplary-	Exemplary	Exemplary +
4	12	9	18	34	9	6	14	19	292

Staff Wellness

< Basic	Basic -	Basic	Basic +	Advanced-	Advanced	Advanced+	Exemplary-	Exemplary	Exemplary +
20	0	60	26	32	34	45	88	33	80