





Participation Boosters for May

<p>May 1</p> <p>Mother Goose Day</p> 	<p>May 5</p> <p>Cinco de Mayo</p> 
<p>Three Little Pigs Smokies Yankee Doodle Macaroni & Cheese Mary, Mary, Quite Contrary Relishes Pease Porridge Hot Peas Peter, Peter, Pumpkin-Eater Pie Little Miss Muffet Milk</p>	<p>Soft Tacos Lettuce, Tomatoes, and Cheese Spanish Rice Mexican Corn Refried Beans Mangos and Bananas Milk</p>
<p>Decorate with Mother Goose nursery rhyme pictures and books. Turn your cafeteria into a scene from your favorite nursery rhyme.</p> <p>Activities:</p> <ul style="list-style-type: none"> ◆ Students dress like their favorite Mother Goose nursery rhyme character. ◆ Cafeteria aides read nursery rhymes during lunch. ◆ Act out skits of different nursery rhymes. ◆ Play Mother Goose trivia. <p>Servers' Costumes: Dress like your school's principal.</p> <p>Resources: www.librarysupport.net/mothergoosesociety www.mothergoose.com www.alphabet-soup.net/goose/goosequiz.html</p>	<p>Decorate with sombreros, ponchos, decorative items from Mexico.</p> <p>Activities:</p> <ul style="list-style-type: none"> ◆ Coordinate with the Spanish, history, and/or social studies teachers. ◆ Play Mariachi music during lunch. ◆ Identify regional foods and where they fit into the Food Guide Pyramid. <p>Servers' Costumes: Wear sombreros or ponchos.</p> <p>Resources: www.asfsa.org/childnutrition/education/cincode mayo.asp</p>

Participation Boosters for May

 <p style="text-align: center;">May 9</p> <p style="text-align: center;">Mother's Day</p>	<p style="text-align: center;">Graduation Day</p> 
<p style="text-align: center;"> Mother of the Year Chicken Leg Sharing Potato Salad Cleaning Beans Loving Relishes Thank You Cake Kisses & Hugs Milk </p>	<p style="text-align: center;"> Diploma Strips Cap & Gown (Potatoes & Gravy) Scholarship Green Beans Valedictorian Strawberry Shortcake Salutatorian Roll Education Milk </p>
<p>Decorate with flowers on each table, student essays on Mother of the Year, thank you notes from students to Mom.</p> <p>Activities:</p> <ul style="list-style-type: none"> ◆ Have students make invitations for lunch to their mothers. ◆ Have a lucky tray day, putting stickers on trays, and giving away marigolds or other flowers to the lucky winners to take home to their mothers. ◆ Have a picnic with the students eating outside or sitting on blankets on the floor in the cafeteria. ◆ Essay on Mother of the Year or thank you notes to Mom <p>Servers' Costumes: Dress like your mother: wear shirt/apron with your kids' or grandkids' picture, Best Mom/Grandma shirt.</p> <p>Resources: www.kidsdomain.com/holiday/mom/</p>	<p>Decorate with caps, gowns, and diplomas; graduation caps upside down with flowers; make paper caps with graduating students' names on them.</p> <p>Activities:</p> <ul style="list-style-type: none"> ◆ Serve graduating students using seated service. ◆ Serve graduating students first. ◆ Have underclassmen guess how many graduating students completed all school years together. <p>Servers' Costumes: Wear caps & gowns.</p> <p>Resources: www.party411.com/graduation.html</p>